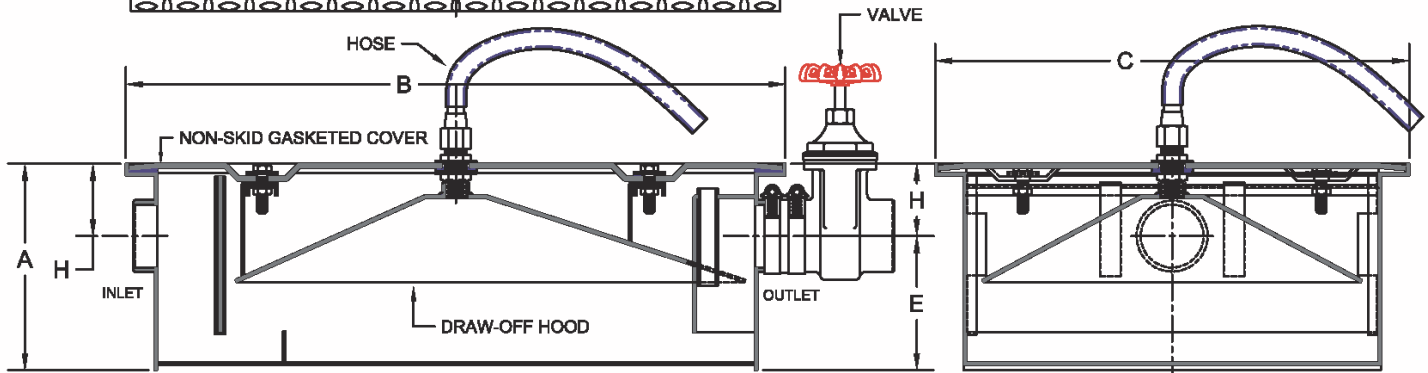
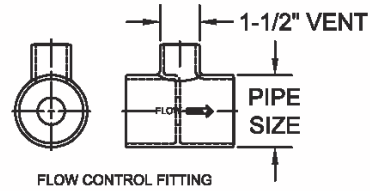
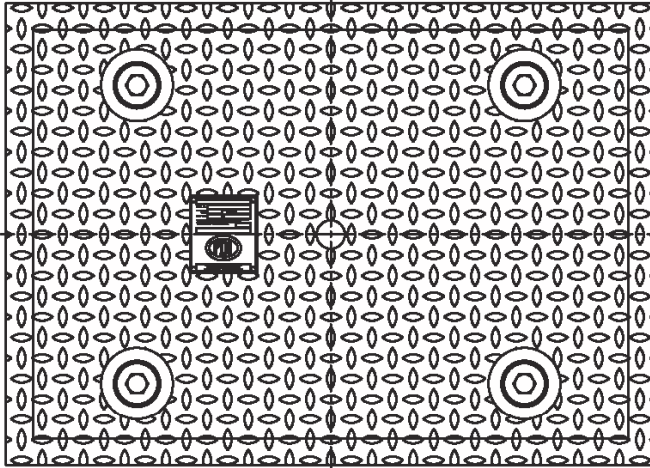


## 5106 Semi-Automatic, Low Profile Grease Interceptor

**Regularly Furnished:** Semi-Automatic, Low profile, fabricated A.R.C. steel, grease interceptor with removable baffles, gasketed cover, & external flow control fitting.

Project	
Engineer	
Mechanical	



Size / GPM	Inlet / Outlet	•
15	2IPS/2NH	
20	3IPS/3NH	
35	4IPS/4NH	
50		

Dimensions (In.)								
Flow Rate (GPM)	Grease Capacity (Lbs)	Liquid Capacity (Gal)	A	B	C	D	E	H
15	30	8.2	11	23	17	14 1/4	7 1/2	3 1/2
20	40	13.4	10 1/4	32	23	20 1/4	6 3/4	3 1/2
35	70	29.3	13 1/2	39	23	20 1/4	8 3/4	4 3/4
50	100	39.0	16	52 1/4	23	20 1/4	11	5